

CONGRATULATIONS ON ADOPTING YOUR NEW DOG FROM MAIN LINE ANIMAL RESCUE

If you have any questions or concerns, please call us at 610-933-0606

If your pet is lost, call us right away. We **will quickly** alert a team of people in your area to help find your lost pet. Time is of the essence.

9am-5pm call 610-933-0606.

After hours call [484-928-0341](tel:484-928-0341)

Thank you for being part of our family

For almost 20 years, Main Line Animal Rescue has helped thousands of animals find new homes. Every year, more people are discovering the countless benefits of adopting a shelter pet. Whether this is your first time or have a long history of sharing your life with rescue dogs and cats, MLAR appreciates your compassion and willingness to help animals in need.

When you adopt a pet from MLAR, we become partners for the life of the pet and will do everything within reason to support your ongoing commitment with this animal. You are now part of the MLAR family.

What it costs:

Main Line Animal Rescue receives no state or federal funding. And since we do not have an adoption fee, we rely solely on donations. Every day, we accept animals with medical conditions that no other shelter would consider. We believe that these animals also deserve a chance at a good life with a loving family.

Our commitment to the animals we rescue comes at a great cost, emotionally and fiscally every year. We are happy to bear 100% of the emotional burden, but we need your help with the financial support. We cannot do it without you. [Please consider making a donation today!](#)

Join us:

Become part of our robust [volunteer program](#), attend our [events](#) and support our mission. You can help support the next generation of animals who need our help.

Meet the volunteers, who care for the emotional well-being of the animals, while our clinic staff works tirelessly to address the physical concerns. Meet the cats who jump into the volunteers' arms knowing she is loved for the first time. Meet a dog, whose family moved away, leaving him behind at age 12, to find his own way. These heart wrenching stories become our warming stories as the animals move towards a happy ending in a forever home.

GET READY FOR YOUR NEW DOG!

This is a very exciting time and you are getting a new pup!

We send home with your dog:

Collar: We will give you a collar when you pick up

Six-foot leash: We will give you a 6-foot leash, but you might want to consider buying a 15-foot training leash (we strongly suggest that you NOT use Flexible (retractable)leash)

What you need to buy for your dog:

- Food and water bowls
- Food: canned and/or dry.
 - We will send you home with a small bag of the dry food that he has been eating to transfer him to your selection
- ID tag with your phone number
 - We will attach a MLAR ID tag to the collar we send home and ask that you keep it on the collar
- Hard plastic carrier or foldable metal crate (we strongly recommend crate training)
- Dog bed
- Dog shampoo
- Nail clippers (especially for puppies, as you want them to get used to it from the time they are pups!)
- Canine toothbrush and toothpaste
- Brush or comb (depends on your pet's coat length and type)
- Super-absorbent paper towels, sponge and scrub brush
- Non-toxic cleanser
- Enzymatic odor neutralizer
- Plastic poop baggies (biodegradable ones are best) or pooper scooper
- Absorbent house-training pads
- Variety of toys without squeakers (a ball, chew toy, like [Nylabones](#), and puzzle toy are good starts)
- Variety of training treats (see notes under feeding)
- Dog First-aid supplies
- Baby gate(s)

All About Collars: We will send you home with a “martingale” type collar. We prefer these because there are no breakable parts and they work as a “training collar” and your dog cannot back out of them if he tries to get away. [Watch this brief video of how to use them.](#) Your dog should have ID on at all times. Even if you use an underground fence system and they wear that collar, they should have a regular collar with MLAR ID, your personal ID, as well as a county license from your county.

We do NOT recommend prong collars, chain “choke” training collars or shock collars.

When fitting your dog for a traditional (not martingale type) collar, be careful that it cannot slip over your dog's head if they try to pull away from you. Your dog could run off with no collar/ID!

Body harnesses are the best option for walking a dog. [Mesh Body Harness](#), [Easy Walk Harness](#),

[Sure Fit Harness](#) are some of the most basic. Tugging and pulling on a collar puts extra stress on the windpipe and can irritate and cause a coughing episode or potentially cause a life-threatening trachea collapse in some dogs.

[Haltis Headcollars](#) are an excellent way to control a pulling dog to enjoy your walk. They take some getting used to, but with the right amount of “bribery” snacks, they soon adjust to them.

All About Leashes:

Flexible (retractable) leashes are **NOT** recommended, as they often break, give too much access to your dog (dogs can run out into traffic or up to a non-dog friendly dog before you have a chance to reel them in). They are for experienced dog walkers ONLY. [We do not recommend that you use a retractable leash, which can be dangerous to people and dogs](#)

All About Underground fence system: If you do have an underground fence system and you do not have a working collar on your dog, then you have no fence at all. Do not assume that your dog knows the boundaries, one running squirrel or rabbit can entice them right through it and into a dangerous situation. Think of collars like your everyday jewelry, your dog feels naked without it and keep them on whenever they are outside! Also mark your calendars to check batteries on the same day you do monthly heartworm/flea and tick treatments!

Where will your dog sleep?

Some people like to have the dog sleep in the bed with them and since dogs are pack animals, they are delighted! Other people set up the dog crate near their beds, or a dog bed on the floor. You can choose whatever works best for you! If you need an allergy-free zone or relief from a snoring dog, then let the dogs sleep elsewhere (your sofa is a good option, or a dog bed or in a crate.)

One **bed/sofa rule** for sure; If your dog ever growls at you from the bed, it's time to get them off and keep them OFF! Remind them that this is unacceptable behavior and keep them off.

If you have an older dog that has trouble getting in and out of bed without your help, it might be wise to make them a comfy spot on the floor. A soft dog bed or a crib mattress covered with a twin fleece sheet is a great option! You do not want them falling off of the bed during the night

Your Relationship with your Veterinarian:

If you might already have a vet that you love, so stick with them! If you don't have a vet, find someone you really like and respect! There are many veterinarians in practice, so if you feel uncomfortable about something, talk to your vet, and if it doesn't feel right to you, then get another opinion.

You should bring your dog to see the vet at least once a year. They will know if your dog need vaccines or a dental cleaning (small dogs need them yearly as they get older). They will test for Heartworm, bloodwork, etc. You can also purchase Flea and Tick and heartworm preventatives at your vet and YES, you do need to keep them on that 12 months a year! If your dog looks and acts healthy, that's great, but they should still have an annual healthy dog check up!

While there have your vet scan your dog for a microchip, if he doesn't find it then it has migrated somewhere else on your dog. Every animal that leaves MLAR has a microchip, so if there is not one found, please come see us and we will microchip your pet again at no cost.

Emergency Plan:

Do you have an emergency plan? What animal emergency hospital is your doctor affiliated with? Do you have a first aid kit for your pet? A disaster kit? Make one up and keep it in a safe place. No power for 10 days can be tricky with a pet!

Dog/Puppy Proof Your Home!

(even if your pup is not a "puppy"):

Puppies are notorious for chewing everything they can sink their teeth into. Even many adult dogs will check out their surroundings by tasting. It's best to put safety first when you bring a dog of any age into your home.

Make sure there aren't any exposed electrical cords for your dog to chew. You can get covers for electrical cords. You can also spray electrical cords and similar hazards with products such as Bitter Apple, which are non-toxic but taste unpleasant. That will discourage all but the most serious chewers.

Put breakable or edible items up on top of shelves where dogs can't reach. If you are adopting a large dog (Lab types) we urge you to never put your dinner on the counter to thaw! Counter Surfing is the sport of choice for many!

Got a Kitty at home?....keep kitty litter boxes out of reach. One good idea is to put a baby gate across the door of the rooms where you keep litter boxes. Attach the gate high enough on the bottom that Kitty can get under, but not your new dog! This also gives your kitty a chance to take a break from your dog, if he wants to...let him have his space!

Walk your fence line again! Someone from MLAR might have come to your house to check your fence, but we can guarantee that your new dog will find a hole, if there is one! Be sure to walk around with them in the yard and check out any area that looks interesting to them. Look for things the dog can climb on - (such as a wood pile) and then climb over the fence.

Household Chemical and plants: Make sure any dangerous household chemicals are stored in a top cabinet - or better yet, go "green" and try to use only non-toxic, earth-friendly (and dog-friendly!) products

IMPORTANT TOPICS ON YOUR CONTRACT

Prior to signing your adoption contract, someone will go over each point with you. You are committing to these key points on your contract:

- You will license this dog according to state law
- You will be careful to now allow this dog to bite anyone
- You have not misrepresented who you are and where you live
- You will assume veterinary expenses going forward (unless there are circumstances that are agreed on prior)
- You will not give this dog away. If you can't keep him he must come back to MLAR
- You will treat this dog in a humane and loving manner
- You have a fully fenced in yard (unless we have waived this)
- You will call us if the dog gets lost
- You will keep a collar and ID on the dog whenever they are outside of your home
- You promise that this dog is going to live indoors and be part of your family

Main Line Animal Rescue has joined in a contract with you and we will do everything within reason to support your ongoing commitment with this dog. Please call us if you need us.

Send photos and updates to info@MLAR.org or like us on facebook (Main Line Animal Rescue (MLAR) and join us every summer for our Smith Family Reunion.

Please read the contract and be prepared to sign it at the time of adoption.

MAIN LINE ANIMAL RESCUE, INC.
P.O. Box 89, Chester Springs, PA 19425
Telephone: (610)933-0606 Fax: (610)933-0116
Email: adopt@MLAR.org



MLAR ADOPTION CONTRACT - DOG

Name of Animal: _____ Breed/Description: _____

MLAR does not have a set adoption fee; we depend on the generosity of donors and adopters to support our continued efforts to save as many animals as we can.

The recommended donation is \$250 for a dog to cover a neuter, testing, shots and microchip

TERMS AND CONDITIONS OF ADOPTION

I/We agree to the conditions set forth in this Agreement. In the remainder of this document, the Applicant(s) will be referred to as the ADOPTER(S) and Main Line Animal Rescue will be referred to as MLAR.

1. The ADOPTER(S) understand there are costs involved in maintaining a dog, and hereby assume full responsibility for food bills, health care, grooming, training, boarding, vaccinations and prevention of parasites, fleas and ticks, general well-being and licensing of any dog adopted from MLAR. **Initial** _____
2. This dog has the following known medical condition: _____ **Initial** _____
3. The ADPOTER(S) agree dog will always be leashed when not in a fenced area or underground fence system; nor is the dog to be left outside in that area when no one is home. The ADPOTER(S) agree that dog will be kept as a house dog, not a kennel dog, and that the dog will not be kept chained or on a tie-out at any time. **Initial** _____
4. The ADOPTER(S) agree to contact MLAR immediately if dog were to ever get loose and become lost. Contact: 610-933-0606 or 484-928-0341. **Initial** _____
5. The ADPOTER(S) are aware the dog must be returned to MLAR if, at any time or for any reason the ADOPTER(S) cannot keep the dog. The dog must not be abandoned, sold or given to any other party or in any manner be transferred to different ownership. **Initial** _____
6. The ADOPTER(S) agree to allow MLAR to periodically check to confirm the dog's acceptance of new environment and family and to ensure compliance with all Adoption Agreement conditions. **This may include a home visit.** MLAR retains the right to visit and examine dog at any time. MLAR also retains the right to reclaim dog when warranted because of neglect, abuse, inadequate home or veterinary care or breach of contract. The ADOPTER(S) agree to relinquish custody of dog to MLAR immediately upon request without legal writ or order until the situation warranting the reclamation is rectified. **Initial** _____
7. The ADPOTER(S) will provide dog with current license according to state and local laws. The ADPOTER(S) agree to license the dog within thirty (30) days of the effective date of this agreement. The ADPOTER(S) agree(s) to keep MLAR Identification Tag with the dog's other tags on a suitable collar. A collar with the appropriate license, rabies, and identification tags (ADOPTER(S)' addressed and/or phone number) must be worn at all time when dog is off owner's property. MLAR recommends a Martingale collar. If MLAR Tag becomes lost, ADOPTER(S) must obtain a replacement by notifying MLAR. **Initial** _____
8. Choke collar is acceptable when the ADOPTER(S) is working with dog in a training session only. The dog may not be attack trained or allowed to engage in any dog fighting activity and the dog will not be used in experiments or research of any kind. **Initial** _____
9. The ADOPTER(S) agrees to notify MLAR of any changes in address or phone number. **Initial** _____
10. The ADPOTER(S) agree to provide quality veterinary care on a yearly basis for dog including, but not limited to, DHLPP booster and regular rabies vaccination. The ADOPTER(S) agree to test the dog for heartworm and keep dog on heartworm preventative recommendation by the veterinarian. MLAR recommends a wellness/welcome visit to establish a health baseline with your veterinarian. ADOPTER(S) agree to continue the diet that MLAR is currently providing and gradually switch food over a 2 week period. The ADOPTER(S) agree to seek prompt veterinary care when indicated by symptoms or an emergency. **Initial** _____
11. The ADOPTER(S) understands I/we are taking responsibility for any dog I/we adopt from MLAR. Once a dog is adopted, if it is found to be neglected or abused, MLAR reserves the right to reclaim the dog. **Initial** _____
12. The ADOPTER(S) understands the dog may carry diseases and parasites that may be transmissible to humans. I/We understand that these zoonotic diseases may be transmissible to anyone, but people with suppressed immune systems (due to immune disorder, cancer treatment, organ transplantations, etc.) are at greater risk, and I/we hold MLAR harmless. **Initial** _____
13. The ADOPTER(S) agree MLAR shall not be responsible for any damages, cost or expenses, liquidated or otherwise, incurred by the adopter resulting from a placement including, but not limited to damage or injury to persons or property by the dog, and in this connection, the adopter releases, indemnifies and holds MLAR harmless from any and all liability of any and every nature and cause directly or indirectly relating to placement. **Initial** _____
14. The ADOPTER(S) here by forever release, discharge and covenant to hold harmless MLAR and any other person, firm or corporation charged or chargeable with responsibility or liability, their heirs, administrators, executors, successors and assigns, from and all claims of damages, cost, expenses, loss of service, actions and cause of action belonging to the said ADOPTER(S) arising out of any act or occurrence for the present or future time, and particularly on account of the adoption of a dog. **Initial** _____
15. The ADOPTER(S) understands that there is always a risk of being scratched and bitten. They acknowledge and certify that they must have their own medical insurance and that MLAR will never be responsible for any medical care ADOPTER(S) (or household

member) may require due to any injury stained directly or indirectly from the adopted animal or any activity in which the ADOPTER(S) might engage in. The ADOPTER(S) are fully aware and does understand that **any animal may bite especially if provoked**, if scared, sick or injured. Therefore, ADOPTER(S) agree to use caution when allowing any unfamiliar adult or any age child to be near this dog. **Initial** _____

16. While every effort is made to provide accurate history and assessment of a dog, MLAR does not warrant a dog regarding medical status or behavior or disposition, or fitness for any special purpose. The primary and ONLY function of a “rescue” dog is that of a house pet. **Initial** _____
17. The ADOPTER(S) hereby declare(s) that no representations about the nature of the dog, or any representation regarding the nature and extent of the legal liability or financial responsibility have induced the ADOPTER(S) to make this release and indemnity agreement. **Initial** _____
18. **INDEMNIFICATION:** MLAR (AND ITS OFFICERS, BOARD OF DIRECTORS AND MEMBERS) (“INDEMNIFIED PARTIES”) SHALL NOT BE LIABLE ON ANY THEORY OF LEGAL LIABILITY INCLUDING THE SOLE OR CONCURRENT NEGLIGENCE OF THE INDEMNIFIED PARTIES ONCE THE ANIMAL IS UNDER THE PERMANENT OR TEMPORARY CARE AND CONTROL OF THE ADOPTER(S), FOR ANY INJURY, DEATH OR DAMAGE DIRECTLY OR INDIRECTLY CAUSED BY THE ANIMAL. TO THE FULLEST EXTENT PERMITTED BY LAW, ADOPTER(S) SHALL INDEMNIFY AND HOLD HARMLESS THE INDEMNIFIED PARTIES FROM AND AGAINST ANY AND ALL LIABILITIES, OBLIGATIONS, CLAIMS, DEMANDS, CAUSES OF ACTION, LOSSES, EXPENSES (INCLUDING LEGAL FEES), DAMAGES, INCLUDING CLAIMS FOR PROPERTY DAMAGE, BODILY INJURY AND/OR DEATH, ARISING OUT OF, BASED UPON, OCCASIONED BY OR IN CONNECTION THE RELEASE OF AN ANIMAL TO ADOPTER(S) CONTROL (WHETHER PERMANENT OR TEMPORARY) REGARDLESS OF WHETHER OR NOT CAUSED IN WHOLE OR IN PART BY THE NEGLIGENCE OF ANY PARTY INDEMNIFIED HEREUNDER.

IT IS THE EXPRESSED INTENTION OF ADOPTER(S) THAT THE DEFENSE AND INDEMNIFICATION PROVIDED FOR IN THIS PARAGRAPH IS DESIGNED AND INTENDED TO PROTECT MAIN LINE RESCUE (AND ITS OFFICERS, BOARD OF DIRECTORS AND MEMBERS) FROM, AMONG OTHER THINGS, THE CONSEQUENCES OF ANY ATTACK, BEHAVIOR OR OTHER ACTION BY THIS ANIMAL, AND FROM THE CONSEQUENCES OF ANY ACT OR OMISSION OR NEGLIGENCE ON THE PART OF THE ADOPTER(S) AND ANY ACT OR OMISSION OR ANY SOLE OR CONCURRENT NEGLIGENCE ON THE PART OF MLAR (AND ITS OFFICERS, BOARD OF DIRECTORS AND MEMBERS) IN OBTAINING CUSTODY OF ANIMAL, IN PROVIDING CARE FOR THIS ANIMAL, OR IN FAILING TO PROVIDE TIMELY OR ADEQUATE WARNING TO ANY PERSON CONCERNING THIS ANIMAL. **Initial** _____

19. In the event that MLAR brings an action or proceeding to enforce any of the terms of this Agreement, or for damages for breach of the Agreement, MLAR shall be entitled to recover its reasonable attorneys' fees and costs incurred as a result of such action. The terms of this Agreement shall be governed by the laws of the Commonwealth of Pennsylvania and ADOPTER(S) agree to be subject to the jurisdiction of the Pennsylvania Courts (including both the Commonwealth and Federal Courts) for purposes of MLAR enforcing the terms of this agreement. **Initial** _____

MLAR does not have an adoption fee; we depend on the generosity of donors and adopters to support our continued efforts to save as many animals as we can. The recommended donation is \$250 for a dog to cover a neuter, testing, shots and microchip.

I HEREBY ACCEPT POSSESSION AND RESPONSIBILITY FOR THIS ADOPTED ANIMAL and release and waive any rights against MLAR for any damages to person or property caused by this animal once the animal is in my possession and under my control either temporarily or permanently. I have read and understand this entire agreement, and do hereby agree to ALL the above terms.

Adopter(s): (please print) _____

Signed: _____ Date: _____

Home Phone: _____ Cell: _____

Address: _____

Email: _____

Witnessed by: _____ Date: _____

FEEDING YOUR DOG

Dog Foods:

We will send home a small amount of the food that your dog has been eating at MLAR. Assuming a traditional MLAR diet was given (and the dog is not on a prescription diet) here are some guidelines in choosing a good and balanced food.

Avoid foods with corn or wheat (often cause allergies) and be sure that the first ingredient is a protein, not a “by product”. Check out the [DogFoodAdvisor](#) for some tips on dog foods. Some dogs are pickers, and some are gobblers...Please be aware if you have another dog in the house and allow them to eat separately and at their own “speed” until you get to know them.

Feeding Schedules:

Before putting the bowl on the floor ask your dog for a SIT and WAIT (building up to 30 seconds but start at 1 second!). Good habits start on day ONE!

Get your dog on a feeding schedule. Put your dog’s bowl down, allow him 15 minutes to eat it and then remove it. Always feed in the same place (multiple dogs should be fed separately) This will make their bowel movements more regular, help you monitor how much your dog is eating. It will also help you notice if he is not feeling well and keep him from hounding you all day for food!

We recommend feeding twice daily, at your schedule.
Dogs should always have free access to water.

Treats:

Easy on the treats, they are often full of unwanted, unneeded calories! If you like to have a treat to work with your dog, hold back on a little of their dry dog food from breakfast/dinner and use that as a training treat. Consider it part of his overall meal plan etc. [Read what Victoria Stilwell recommends](#))

For Chewers: We recommend a flavored Nylabone in a size large enough that there is no chance of choking. For serious chewers try a black Kong, these are the ones specifically made for the master chewers! We do NOT recommend Raw Hide or anything that potentially gets gummy in their tummy (or in their mouth). Avoid anything you may have trouble taking away from your new dog, if he values it too much, you might end up getting into a fight with him...not worth it! Teach them how to [“Take it and Drop it” by offering a trade](#)

Feeding Amounts & Transitions

The food we use at MLAR is [Nutrisource Adult Chicken and Rice Formula](#). If you intend to switch to a new food, please use what we give you to transition to your dog's new food, using these guidelines so it does not upset their stomach.

Day 1 – Mix 20% of the new food with 80% of the old.

Day 2 – Mix 40% of the new food with 60% of the old.

Day 3 – Mix 60% of the new food with 40% of the old.

Day 4 – Mix 80% of the new food with 20% of the old.

Day 5 – Feed 100% of the new food.

Nutrisource Feeding Guidelines:

YOUR PET'S WEIGHT		DAILY FEEDING	
Lbs.	Kg.	8 oz. Cups	Grams
0 - 5	0 - 2	1/4 - 1/2	29 - 58
10 - 20	5 - 9	2/3 - 1	76 - 115
30 - 40	14 - 18	1 1/3 - 1 2/3	153 - 191
50 - 60	23 - 27	1 3/4 - 2 1/4	202 - 259
70 - 80	32 - 36	2 1/3 - 2 1/2	268 - 288
80 - 100	36 - 45	2 1/2 - 3	288 - 346

Divide the amount shown into 2 feedings daily.

Add approx. 1/5 cup (23g) for every 10 lbs.(4.5kg.) over 100 lbs. (45kg.) daily feeding

CHILDREN AND DOGS

We do our best to match children-friendly dogs with families with children. Still, it's very important to slowly and gently introduce your dog to life with children. Your dog is in an unfamiliar place and may feel nervous. Caution is important until your new dog settles in. Here are tips to remember:

Supervise all interactions between children and your dog. You should always do this – but it's especially important in the first couple of weeks.

Watch for signs of stress in the dog. These include licking his lips, pulling away from the children, or avoiding eye contact. If the dog's muscles are tense, he may be feeling cornered. A wagging tail isn't always the sign of a happy dog – it can be a sign of tension (especially if the dog's muscles look tense). Look for the signs of a relaxed, happy dog. That usually includes a dog whose lips are gently parted in a “doggie smile,” a softly wagging tail, and relaxed muscles. Relaxed dogs are sometimes described as looking like a “noodle” – soft, pliable, happy.

Teach the children to approach the dog gently and respectfully. Don't allow the children to hug the dog or put their face near the dog – instead, teach them to pet him underneath his chin or on his chest. Children should never be allowed to crawl on the dog, pull his tail or ears, pick him up, or “ride” him. One child at a time should interact with the dog – no crowding around him.

Don't allow games that can escalate. No tug-of-war, no chasing, no screaming, no running. Don't let children (or adults, for that matter) touch the dog while he's eating or sleeping.

Educate your children to be careful around anyone or anything that is strange to them; people, dogs, elephants, plants....it doesn't matter what or who it is. If they don't know a lot about them, they should proceed with caution or check in with an adult!

[Here are some tips on Dogs and Kids](#)

<http://yourdogsfriend.org/life-with-dogs/children-dogs>

<https://www.petcoach.co/article/interactions-between-children-and-dogs>

https://www.doggonessafe.com/Dog_bite_prevention_for_parents

WHAT TO EXPECT ONCE YOU GET HOME:

Moving is stressful. Dogs exhibit stress in different ways, but the most common are diarrhea, panting, pacing and loss of appetite. If these symptoms do not diminish within a day, please contact your veterinarian as a more serious medical issue may be happening.

Everything is new. Your house has all new smells, sights and sounds that can frighten your dog.

- Be sure to allow your dog enough quiet time to relax and adjust to his new environment. Also allow him to explore his new surroundings, inside and outside, all the while keeping a watchful eye to make sure he does not get into trouble.
- Hold off on any long walks, trips to the park, meeting the neighborhood and other activities that may over stimulate your dog until he feels comfortable and settled.

Keep him safe. Your dog does not know the area in which he is now living, so be extra careful to keep him secure in the house and yard.

- Leash walk your dog, even in a fenced-in yard, until he feels comfortable with his surroundings. A large open space may be too intimidating, and your dog may try to escape. Make sure the gates to your yard are always closed and locked.
- Take extra precaution when introducing your dog to other animals in the house. If you have another dog, the other dog may try to establish “alpha” status and protect his territory right away.
- MLAR does not recommend giving any raw hide or chew bone to your dog as this is a common source of disagreements between dogs and can be very harmful to your dog’s health.

Don’t Spoil. You want to show your new dog love and kindness, but don’t spoil him!

- Set house rules for your new dog and make sure your whole family is in agreement.
- Be consistent with what is allowed and what is not (i.e. getting on the couch, drinking out of toilets, etc.). Be firm, but reward for positive behavior as much as possible.
- Create a structure for your dog’s day. Your dog will be more comfortable in your home if he can predict certain activities such as feeding and walks.
- Never neglect an existing dog for your new dog. This will create jealousy between the dogs and your existing dog may resent the new addition to the pack.

INTRODUCING YOUR DOG TO OTHER PETS

DOGS: Most dogs love the company of other dogs. An introduction, done right from the beginning, is a big part of what determines future success in your animal blended family.

Introduce your new dog to your existing dog on neutral territory. We require a “meet and greet” with your existing dog and the new dog at our shelter. This “meet and greet” not only determines if the animals are likely to be compatible, it’s also a great way to introduce your new pet to the other dogs in your family.

Go for a walk. When you get home, it can be a good idea to take both dogs for a walk (if you live in a quiet neighborhood) off property. If you have a shy dog maybe a backyard walk is better. Best not to entice them with limits beyond your home.

Pay special attention to your first dog. A good rule of thumb is to give the existing dog 75 percent of the attention for the first two weeks. The last thing you want to do is to have the older dog feel left out and jealous of the new dog. If you follow the “75 Percent Rule,” you’ll see your older dog visibly relax after several days, and you can begin giving both dogs equal attention.

Getting less attention than your current family dog receives for a while won’t upset your new dog: after all, he’s used to sharing attention with dozens of other dogs at the shelter. He’ll just be happy to have a great home with a loving human and a dog buddy.

Most dogs become deeply devoted to their new four-footed family member within a couple of weeks. Dogs can do things for each other that no human can do, and almost always two dogs really are twice as fun as one and generally half of the work (they exercise themselves).

CATS: Many dogs and cats end up as friends. Once the dog realizes that the cat runs the household, usually everything works out.

Give your cat quiet places where the dog isn’t allowed. Do be sure that the cat has quiet places for herself where the dog can’t bother her. We recommend that your cat has a room or at least some perches where the dog can’t reach, so he can have some relaxation time when the dog can’t bother her. Make sure your dog can’t get into her kitty litter.

No chasing or harassing! It’s not fair to your kitty to let your dog chase or harass her. One technique is to keep a leash on your dog when you are there to supervise, so you can grab the leash and redirect your dog’s energy to a toy or other activity if he’s getting too rambunctious.

Watch carefully to make sure it's all in fun. Sometimes, dogs are predatory around cats. Watch carefully to make sure that your dog doesn't try to hurt the cat.

[Introducing dogs at home](#)

[Introducing your dog to your dog at home](#)

[Introducing your new dog to a cat](#)

[More on introducing your dog to your cat](#)

[More and More on introducing your dog to your cat](#)

Reading Canine Body Language: T-E-M-P.

(with Tickle the Pit Bull)

Tail, Ears & Eyes, Mouth, Posture



Relaxed (down)



Relaxed



Submissive / Happy
I'm Not A Threat



Happy



Ready To Play



Submissive
Deferential



Please Leave
Me Alone



Anxious
Stressed



Terrified



Fearful: Ready
To Fight



Alert



Wary / Unsure
Suspicious



Stalking




Defensive
Territorial




Angry: Ready
To Fight

Identifying Fearful Body Language in Dogs


These body language signals indicate that a dog may be fearful.



Ears back




Tucked tail




Trembling




Avoids eye contact




Crouching



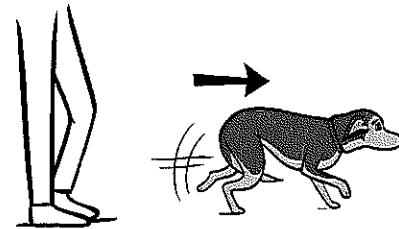
Cowering




Lip licks



Backing away



Running away



Not interested in food



Does not approach

TIPS FOR SHY DOGS

By now you have heard that puppy mill dogs and others sometimes have issues, such as being a flight risk, never having been in a home, needing to adjust, and they may or may not be potty trained. Yet, still you are listening to your heart's offer to give one of these dogs a safe, happy, and loved life. So with gratitude, we offer these tips to help you through your first weeks and with the promise you will have a wonderful relationship with your new dog.

~KEEP YOUR DOG'S WORLD SMALL~

"Keep Your Dog's World Small" This is the starting point for all decisions you will be making as you introduce your dog into your home. If you have adopted a puppy mill dog it makes sense when you think about your dog's past life in a far too small cage in the mill. Your dog has little or no experience in large areas and can be easily overwhelmed. Our goal is to slowly introduce your home and yard while the dog bonds with you and your family. Thinking about what your dog has to assimilate during the first hours of the first day with you: a car ride (What is happening to me now?, Where did my barking buddies go?), new people (Will they be nice to me?), a new home (What is this building? I can't get up these steps. I am afraid of what is on the other side of that door!), and a special place to potty (Man, I have to go NOW!), will help you understand that just opening up your whole house and whole yard may just be too much for your dog to handle all at once.

TIP: KEEP YOUR DOG ON A LEASH, INSIDE AND OUT.

Think of the leash as an umbilical cord, it is the life line between you and your dog. Your dog will be good with a leash because the volunteers at MLAR have already trained him/her. The leash sends signals from you to your dog. It says, "I will protect you, so stay close to me; Come with me, I want to show you something good." etc. Doing this begins the bonding process immediately.

Additionally, when you walk your dog with a leash in your fenced in yard, you will absolutely know when your dog has gone to the bathroom (a "treat"able act) and potty training also begins immediately.

Conversely, you will know if and when your dog goes inside the home and can immediately redirect him/her to the outside.

TIP: USE ONLY ONE DOOR IN YOUR HOME

to take your dog outside/ DO NOT LET YOUR DOG KNOW ABOUT OTHER DOORS/place reminders at these other doors like baby gates or chairs. During the first months, the flight response in a puppy mill dog is at its highest. This is not because your dog doesn't like you and wants to escape; it is because your dog isn't over his/her past experience in the mill. If a puppy mill dog sees an opening, he/she is likely to take it. A majority of lost dogs are lost by dashing out these

other doors that are not within the fenced in yard. The whole family needs to be on board here! This is another reason why keeping your dog on a leash and working on bonding with your dog is so important. Bonding is when a dog will obey a command from you and choose not to do what he really wanted to do.

In addition, the highest care must be made that lawn and pool personnel close and lock gates in your yard. A good practice is to ask these people to ring your bell before entering your yard so that you do not put your dog outside while they are there, and can ensure that the gates are locked after they leave. If not at home, work out a notification system so that you know that they have been at your home.

TIP: STAY IN YOUR FENCED YARD

The desire to walk your dog in your neighborhood can be overwhelming, but don't do it for now.

Again, go back to our mantra: **Keep your dog's world small.** It is much easier to start slowly and build up your dog's confidence in you, rather than try to gain it once your dog has been startled or you have led him/her into something that produced a fearful response. There is a potential for an accidental run away, so, in general save the walks until you are very sure that your dog can handle it. Remember, puppy mill dogs startle easily. A car's backfire can sound like a gun, and puppy mill dogs having heard enough of those sounds, are extremely afraid of sound like these.

TIP: PLAN AHEAD WHERE YOUR DOG'S "SMALL WORLD" WILL BE IN YOUR HOME

Many people have their door to the fenced yard in their kitchens and family rooms.

These are generally the rooms where people begin with their dogs. If you plan to take your dog to the bedroom at night, that is great also. But that is enough of your house for your dog to know at this time.

~ALL DOGS ARE DIFFERENT~

Yes, all dogs, even from puppy mills, are different, and there are just not one set of rules that fits every situation and every dog. That is why "Over the Mill" was formed. MLAR's OTM is an email based support group where you can ask advice from your fellow MLAR adopters who may have experienced the same situation facing you. When you ask a question, you will get numerous answers based upon the writers' experience. In addition, OTM meets once a month with our dogs for training, Q&A, and doggie playtime. Everyone is welcome, no commitments or obligations. You may just want to read what we are talking about from time to time in your e-mail.

Here are some more tips from "Over the Mill" members:

TIP: KEEP YOUR VOICES CALM, SOFT AND SOOTHING.

Your dog is gathering information on you during this time. He/she needs to know

that they are in a loving environment now.

TIP: TEACH YOUR DOG TO LOVE YOUR HANDS.

In the mill, the millers handle the dogs in rough and painful ways, so it is a natural response for a dog to wonder about your hands. Always approach your dog with your palms up, not down (looks like a hit is coming). Massaging, cuddling, soothing, stroking is the way to go. Some adopters even feed their dogs in their hands in order to equate their hands with something good—food.

TIP: USE ONLY POSITIVE TRAINING TECHNIQUES.

Positive reinforcement is the only humane way to train a pet. If you are not sure of how to go about this type of training, contact OTM for help.

These tips were intended to give you a head start with your new dog. Main Line Animal Rescue and "Over the Mill" want you to have a successful transition and are happy to help you if you need us. Please don't wait until your frustration is overwhelming, we can help ease you through many of these moments, but if we don't know, we can't help!

~A WORD ON LOST DOGS~

Please know that every moment counts, if your dog is lost please contact us IMMEDIATELY and we will start the search. We have a dedicated group of volunteers, called the "Posh Squad" who have spent hours searching for dogs who have slipped through the front door or under the closing garage door or under the wire at the front gate.....time is of the essence, so please don't delay! Call 610-933-0606 or 610-337-9225.